

例

2003 8

2006

2016

以

2017

2016 11

2017

2017 12 5

2017

4207

3940

93.65%

4255

/ 93.64%

80.02%

20.04%

.....	- 4 -
.....	- 4 -
.....	- 4 -
.....	- 8 -
.....	- 9 -
.....	- 12 -
.....	- 13 -
.....	- 15 -
.....	- 15 -
.....	- 16 -
.....	- 16 -
.....	- 17 -
.....	- 19 -
.....	- 19 -
.....	- 19 -
2018	- 27 -

1448

831

470

		79	305
		106	
		120	
		103	407
		105	
		199	
		257	831
		574	
		76	76
		143	1448
		270	
		331	
		317	
		82	
		175	
		130	
		110	422
		84	
		228	
		224	470
		246	
		53	276
		120	
		103	
		91	91
		4326	

2.3

2017

15

4049

93.60%

		785	1960	48.41%
		326		
		204		
		181		
		124		
		121		
		94		
		94		
		31		
		319	856	21.14%
		287		
		151		
		99		
		221	690	17.04%
		139		
		126		
		124		
		80		
		251	543	13.41%
		201		
		91		

2017

4207

3940

93.65%

90.66% 2015

94.40% 2016

93.65% 2017

98%

		79	73	68	93.15%	
		106	103	95	92.23%	91.55%
		120	120	108	90.00%	
		103	102	100	98.04%	
		199	195	192	98.46%	98.24%
		105	101	99	98.02%	
		257	253	244	96.44%	
		574	565	516	91.33%	92.91%
		76	76	75	98.68%	98.66%
		143	136	128	94.12%	
		270	255	232	90.98%	

92.65%

		228	224	211	94.20%	
		224	221	209	94.57%	93.93%
		246	240	224	93.33%	
		53	52	49	94.23%	92.91%
		120	115	108	93.91%	
		103	101	92	91.09%	
		91	87	84	96.55%	96.55%
		4326	4207	3940	93.65%	93.65%

2017

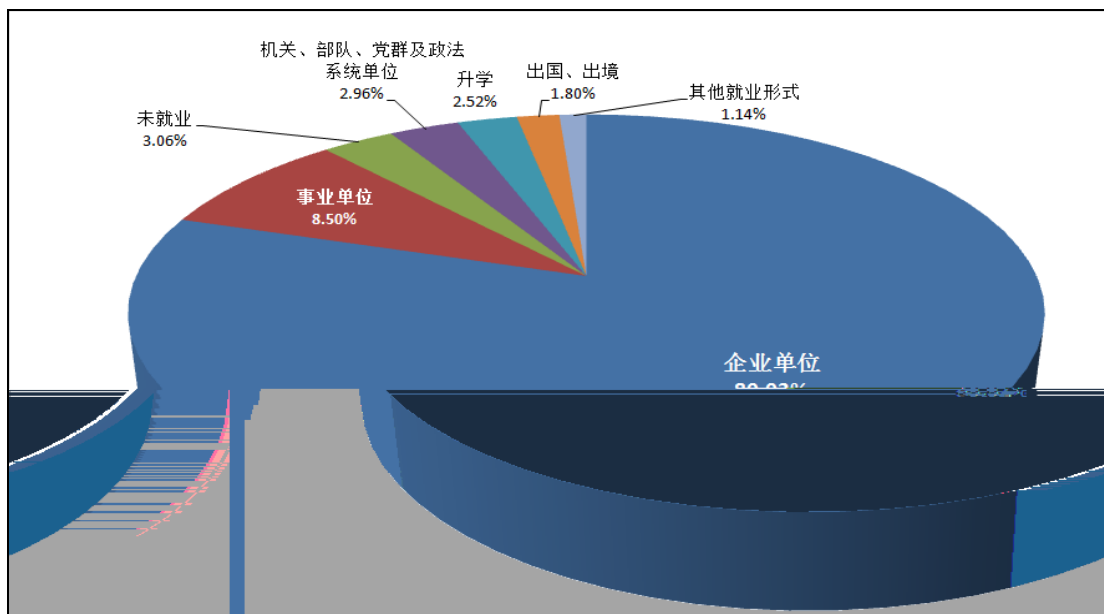
80.02%

2016

76.25% 11.46%

106

2.52%



2017

93.64%

500

83.57%

1881

700

		1881	45.66%
		700	16.99%
		363	8.81%
		163	3.96%
		101	2.45%
		91	2.21%
		66	1.60%
		50	1.21%
		26	0.63%
		3443	83.57%
		82	1.99%
		38	0.92%
		35	0.85%
		22	0.53%
		44	1.07%
		17	0.41%
		238	5.78%
		35	0.85%
		27	0.66%
		23	0.56%
		19	0.46%
		104	2.52%

		44	1.07%
		30	0.73%
		74	1.80%
		3858	93.64%
		262	6.36%
		4120	100.00%

2017

2-3

20.04%

14.3% 13.84%

	20.04%		2.07%
	14.30%		1.92%
	13.84%		1.36%

	2		1	
			1	
	13		4	
			1	
			6	2
	28		5	1
			19	3
	29		2	
			6	5
			3	
			4	
			7	
			1	
				1
	20		3	3
			2	
			7	5
	8			3
				5
	4		1	
			1	2
	2		2	
	106			

2017

87

13

2017

35

0.85%

0.65%

2016

22.86%

14.29%

	8	22.86%
	5	14.29%
	3	8.57%
	3	8.57%
	2	5.71%
	2	5.71%
	2	5.71%
	2	5.71%

2017

4255

2016

2016

3726

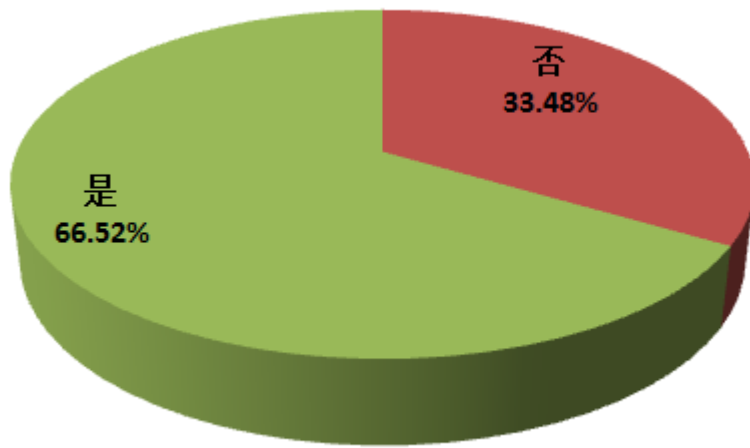
4800

	5014		4297
	4897		4252
	4861		4170
	4797		4159
	4691		4110
	4644		4089
	4555		4040
	4532		4021
	4443		3954

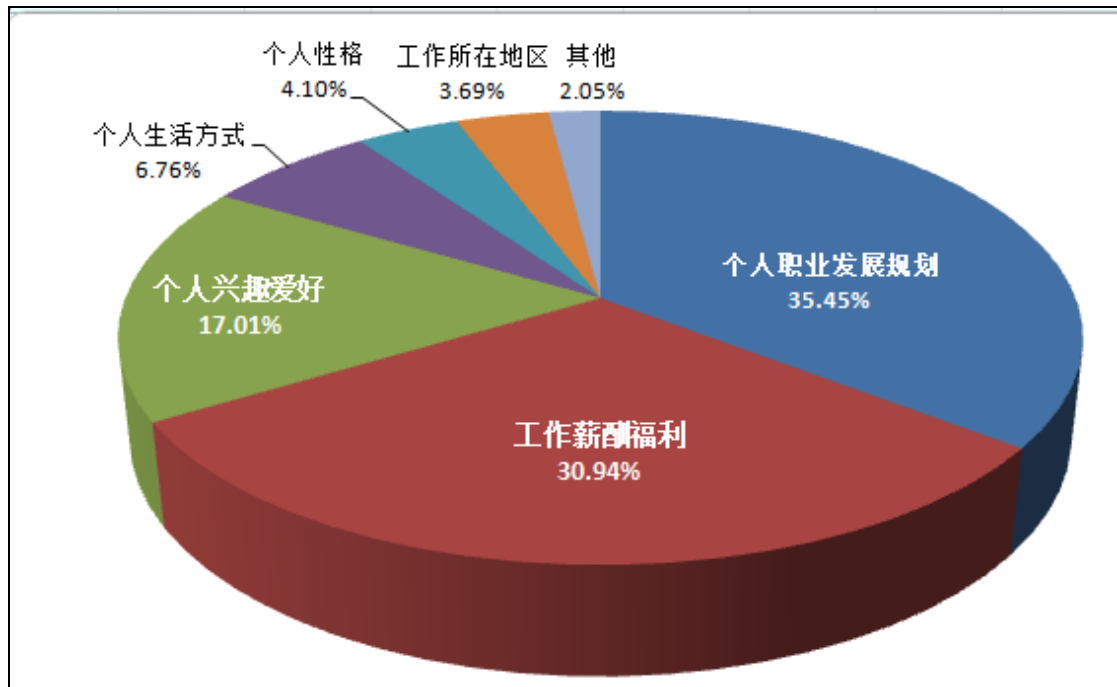
	4417		3634
	4414		3540
	4408		3534
	4329		

2017

66.52% 16.52% 16.52% 16.52% 16.52% 16.52% 16.52% 16.52% 16.52% 16.52%



35.45% 30.94%



2017

795

例

2017

仓

仓

“ ”

1.

仓

仓

2.

12

仓

3.

2016

2017 9

4.

任

任

1.

QQ

仓

QQ

QQ 40

2.

2017 12

3.

1

2017

1.5

1

2017

2

2017

3

2017

4.

例

OPPO

2017 6

5000

2016 12

7000

例

5.

“ ”

6.

2018

1.

2.

3.

4.